

Love is Patient and Kind

Craft Idea for Ages 3+

Create an opportunity to have a discussion with your preschoolers about love with a fun craft idea.

Supplies you will need:

- Enough copies of *Children's Worship Bulletins* for the class.
- A red marker.
- An enlarged poster of the puzzle below.
- A heart cut-out of red construction paper for each child in the class.


What to do:

1. Use your new poster to explain love to your students. Talk with them about each picture. Have the children tell you what is going on in each picture. Which pictures show love?
2. Help your students draw a heart in the box of the ones with love. (Heart stickers can be used).
3. Ask each student to talk about something they did this week that showed love.
4. Reward them with a heart cut-out to remind them to continue to be loving.
5. Give each child a bulletin to take home. They can complete the other puzzles in class if time allows or work with parents at home to solve them.

Children's Worship Bulletins may be republished or reproduced for use within your own church, parish, or organization. Never alter, rotate, embellish, or attempt to recreate the Children's Worship Bulletins brand assets. You also may not republish the artwork or content in any form for resale or redistribution.

Faith, hope and love.
But the greatest of these is ...

Shade in the shapes that have a ♥ .



Children's Worship Bulletin™







Ages 3+

April 4, 2021 • 1 Corinthians 13:1-13


Love Is Patient and Kind


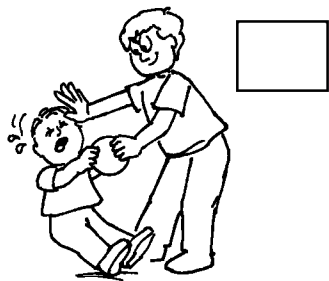




Without love,
you have nothing!

Match the opposites.





Love is ...

Draw a  for the people showing love.



Love is powerful.

Trace the dots.
Draw a  in each  .

